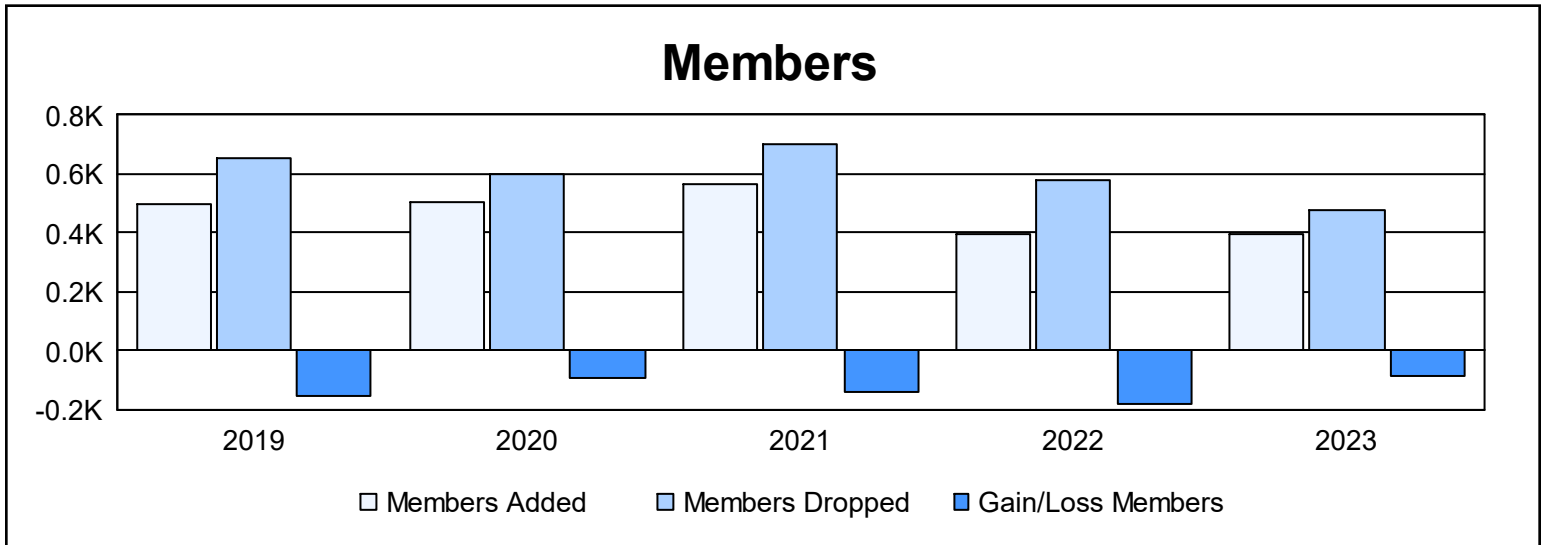
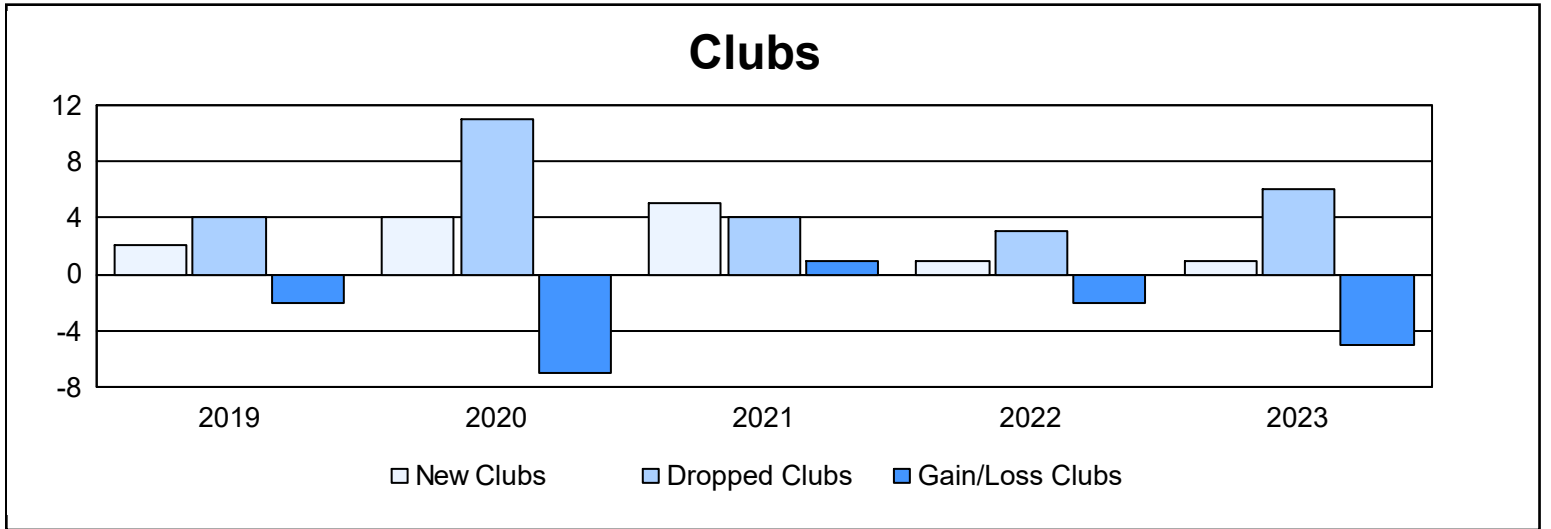
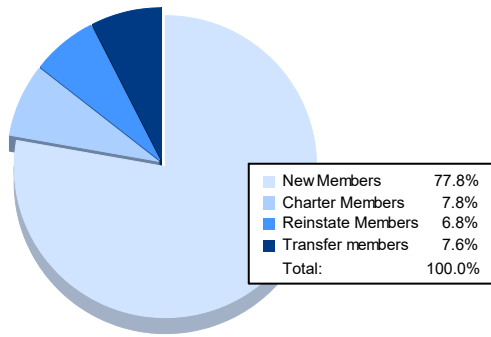


Year	New Clubs	Dropped Clubs	Gain/ Loss Clubs	New Members	Charter Members	Reinstate Members	Transfer Members	Total Member Added	Total Members Dropped	Gain/ Loss Members
2018-2019	2	4	-2	356	47	52	40	495	652	-157
2019-2020	4	11	-7	273	153	27	53	506	600	-94
2020-2021	5	4	1	298	180	48	40	566	704	-138
2021-2022	1	3	-2	282	36	42	38	398	578	-180
2022-2023	1	6	-5	309	31	27	30	397	480	-83
<b>Average</b>	<b>3</b>	<b>6</b>	<b>-3</b>	<b>304</b>	<b>89</b>	<b>39</b>	<b>40</b>	<b>472</b>	<b>603</b>	<b>-130</b>



### Membership Composition June 2023 Cumulative



### Gender Composition June 2023 Cumulative

